



School District  
2023-2024 Estimate of Needs  
and  
Financial Statement of the Fiscal Year 2022-2023

Board of Education of Liberty Public Schools  
District No. C-1  
County of Sequoyah  
State of Oklahoma

STATE OF OKLAHOMA  
COUNTY OF SEQUOYAH  
This instrument was filed for record in  
the County Clerk's Office.

At 9:45 O'clock A on SEP 22 2023  
in Book No. \_\_\_\_\_ Page No. \_\_\_\_\_  
By JULIE HAYWOOD, County Clerk  
Deputy

FILED

To the Excise Board of said County and State, Greetings:

Pursuant to the requirements of 68 O. S. 2001 Section 3002, we submit herewith, for your consideration the within statement of the financial condition of the Board of Education of Liberty Public Schools, District No. C-1, County of Sequoyah, State of Oklahoma for the fiscal year beginning July 1, 2023, and ending June 30, 2024, together with an itemized statement of the estimated Income and Probable Needs of said School District for the ensuing fiscal year. We have separately prepared, executed and submit Financial Statements for the Fiscal Year so terminated, and Estimate of Requirements for the ensuing Fiscal Year, for such Sinking Fund, if any, as pertains to this District for the Bond, Coupon, and Judgment indebtedness, if any, outstanding and unpaid as of June 30, 2024, and also for the Sinking Fund of any disorganized District whose area or the major portion thereof is now embraced within the boundaries of this District; and this Certificate is as applicable thereto as if fully embodied therein. The same have been prepared in conformity with Statute.

Two copies of this Financial Statement and Estimate of Needs should be filed with the County Clerk not later than September 30 for all School Districts. One complete signed copy must be sent to the State Auditor and Inspector, 2300 N. Lincoln Blvd Room 100, Oklahoma City, OK 73105-4801 and one copy will be retained by the County Clerk. If publication may not be had by date required for filing, affidavit and proof of publication are required to be attached within five days after date of filing.

Prepared by: Patten & Odom, CPAs, PLLC

Submitted to the Sequoyah County Excise Board

This 21st Day of September, 2023

School Board Member's Signatures

Chairman: [Signature]

Clerk: [Signature]

Member: \_\_\_\_\_

Member: \_\_\_\_\_

Member: \_\_\_\_\_

Member: \_\_\_\_\_


Member: \_\_\_\_\_

Member: \_\_\_\_\_

Member: \_\_\_\_\_

Member: \_\_\_\_\_

Treasurer: Janessa Moreland



RECEIVED

26-Aug-2023  
NOV 08 2023


State Auditor  
and Inspector


Sequoyah



In addition,


1. We, the undersigned, duly elected, qualified and acting officers of the Board of Education of the aforesaid School District located wholly or in major area in the County and State aforesaid, do hereby certify that, at regular session begun at the time provided by law, we carefully considered the reports submitted by the several officers and employees as required by 68 O. S. 2001 Section 3004, carefully considered the statements and estimate of needs heretofore prepared for the purpose of ascertaining any additional or emergency levy necessary for the ensuing fiscal year and revised, corrected or amended the same to disclose the true fiscal condition as of June 30, 2023, and to provide for the needs of the District for the ensuing fiscal year as now ascertained; and we do hereby certify that the within statement of the financial condition is true and correct, and that the within estimates for all purposes for the ensuing fiscal year are reasonably necessary for the proper conduct of the affairs of said School District, and that the statement of Estimated Income from sources other than ad valorem taxes is not in excess of the lawfully authorized ratio of the actual collections from such sources during the previous fiscal year.
2. We further certify that any cash fund balance reported in our Building Fund is required for immediate or cumulative program of construction unless there be attached within a verified copy of a resolution signed by a majority of the members of this Board to the effect the program of building has been completed or abandoned. If attached, then the Excise Board is directed to apply said Balance to reduce Levies in accordance with 62 O. S. 2001, Section 333.
3. We also certify that a levy of 15.000 Mills over and above the number of mills allocated by the County Excise Board will be reasonably necessary for the proper conduct of the affairs of said school district during the fiscal year 2023-2024.
4. We also certify that, after due and legal notice of an election thereon, an emergency levy of 5.000 Mills, over and above the number of mills provided by Law and allocated by the County Excise Board in addition thereto for school purposes, were made permanent by election.
5. We also certify that, after due and legal notice of an election thereon, a local support levy of 10.000 Mills, in addition to the levies hereinbefore provided, were made permanent by election.
6. We also certify that, after due and legal notice of an election thereon, pursuant to Article 10, Section 10, of the Constitution of Oklahoma, an additional levy of 5.000 Mills, were made permanent by election.

  
Clerk of Board of Education


  
President of Board of Education

  
Treasurer of Board of Education

Subscribed and sworn to before me this 21 day of September, 2023.

  
Notary Public

12/22/24  
My Commission Expires



Affidavit of Publication

State of Oklahoma, County of Sequoyah

I, Luke Tucker, the undersigned duly qualified and acting Clerk of the Board of Education of Liberty Public Schools, School District No. C-1, County and State aforesaid, being first duly sworn according to law, hereby depose and say:


1. That I complied with 68 O. S. 2001 Section 3002, (both independent and dependent) by having the within Financial Statement and Estimate of Needs which was prepared at the time and in the manner provided by law, published as required by law, in a legally-qualified newspaper of general circulation in the district, there being no legally-qualified newspaper published in the school district, as evidenced by a copy of such published statement and estimate together with proof of publication thereof attached hereto marked Exhibit No. 1 and made a part hereof (strike inapplicable phrases).
2. That I complied with currently effective statutes, by having the Notice of Emergency Levy Election and the call for such Election on the date hereinbefore certified by the Governing Board, the Itemized Statements and the Itemized Estimate of the amount necessary for the ensuing fiscal year requiring such emergency levy for the current expense purposes as prepared by the Board of Education duly published or posted, as the case may be, in full compliance with law for this class of school district, and as provided by law duly made public in the manner and at the time provided by law, for this class of district and in all respects according to law, in relation to said election on such emergency levy as hereinbefore certified by said Governing Board.
3. That I complied with the statute by having published or posted (if required for this class of district) the notice of local support levy election, and the call for such election on the date hereinbefore certified by the Board of Education. That the Estimate of Needs as prepared by the Board of Education required such local support levy in addition to other tax levies, to fully meet the current expense purposes of the school district for the ensuing year.
4. That in conformity to resolution by said Board of Education, I caused Notice of Building Fund Levy Election under the provisions of Article 10, Section 10, Oklahoma Constitution, and the Call of such Election on the date hereinbefore certified by the Governing Board, together with Itemized Statements and an Estimate of the amount necessary for the ensuing fiscal year requiring such levy for the purpose of erecting, remodeling or repairing school buildings, and for purchasing school furniture, in said District, published or posted to contain such Notice and Call, fixing the number of voting places and particularly describing each and every such place or places, and fixing the day on which such election should be had after the expiration of such notice, duly published or posted as is required by law for this class of district.

[Signature]  
Clerk, Board of Education

Subscribed and sworn to before me this 21<sup>st</sup> day of September, 2023.

[Signature]  
Notary Public

12/22/24  
My Commission Expires



[Signature]  
Secretary and Clerk of Excise Board  
Sequoyah County, Oklahoma

# Patten & Odom, CPAs, PLLC

2101 N. Willow Ave.  
Broken Arrow, OK 74012  
Phone Number 918.250.8838  
FAX Number 918.250.9853

---

## Independent Accountant's Compilation Report

The Honorable Board of Education  
Liberty School District No. C-1  
Sequoyah County, Oklahoma

Management is responsible for the accompanying financial statements of Liberty School District No. C-1, Sequoyah County, Oklahoma, as of and for the fiscal year ended June 30, 2023 and the Estimate of Needs for the fiscal year ended June 30, 2024, included in the accompanying for (SA&I Form 2662R1.1.15) and the Publication Sheet (SA&I Form 2662R1.1.15) prescribed by the Oklahoma State Auditor and Inspector per 68 OS § 3003.B as defined by rules promulgated by the Oklahoma State Department of Education per 70 OS § 5-134.1.D. We have performed a compilation engagement in accordance with Statements of Standards for Accounting and Review Services promulgated by the Accounting and Review Services Committee of the American Institute of Certified Public Accountants. We did not audit or review the financial statements included in the accompanying prescribed form nor were we required to perform any procedures to verify the accuracy or completeness of the information provided by management. Accordingly, we do not express an opinion, a conclusion, nor provide any form of assurance on these financial statements.

### Other Matters

The financial statements, estimate of needs and publication sheet included in the accompanying prescribed forms are presented in accordance with the requirements prescribed by the Office of the Oklahoma State Auditor and Inspector per 68 OS § 3003.B as defined by rules promulgated by the Oklahoma State Department of Education per OS § 5-134.1.D, and are not intended to be a presentation in accordance with accounting principles generally accepted in the United States of America.

This report is intended solely for the information and use of the Oklahoma State Department of Education, the School District, Sequoyah County Excise Board, and for filing with the State Auditor and Inspector and is not intended to be and should not be used by anyone other than these specified parties.

*Patten & Odom, CPAs*

Patten & Odom, CPAs, PLLC  
Broken Arrow, Oklahoma  
August 26, 2023



## Index Page

General.....	1
Co-op.....	7
Building.....	13
Exhibit Y.....	19
Exhibit Z.....	23
Publication.....	25

GENERAL FUND ACCOUNTS COVERING THE PERIOD JULY 1, 2022 TO JUNE 30, 2023  
ESTIMATE OF NEEDS FOR 2023-2024

EXHIBIT 'A'

Schedule 1: Current Balance Sheet for June 30, 2023	
	Amount
<b>ASSETS:</b>	
Cash Balances	\$1,092,711.21
Investments	\$100,000.00
<b>TOTAL ASSETS</b>	<b>\$1,192,711.21</b>
<b>LIABILITIES AND RESERVES:</b>	
Warrants Outstanding	\$52,871.50
Reserve for Interest on Warrants	\$0.00
Reserves From Schedule 8	\$133,384.78
<b>TOTAL LIABILITIES AND RESERVES</b>	<b>\$186,256.28</b>
<b>CASH FUND BALANCE JUNE 30, 2023</b>	<b>\$1,006,454.93</b>
<b>TOTAL LIABILITIES, RESERVES AND CASH FUND BALANCE</b>	<b>\$1,192,711.21</b>

Schedule 2: Revenue and Requirements, 2022-2023		
REVENUE:	Estimated Budget	Actual Revenue & Expenditures
Revenues, Non-Revenue Receipts & Cash Balances (Schedule 6)	\$4,535,884.95	\$4,733,432.57
<b>LESS: REQUIREMENTS:</b>		
Expenditures (Schedule 8)	\$4,535,884.95	\$3,726,977.64
<b>CASH FUND BALANCE JUNE 30, 2023</b>	<b>\$0.00</b>	<b>\$1,006,454.93</b>

Schedule 3: General Fund Cash Accounts of Current and all Prior Years				
CURRENT AND ALL PRIOR YEARS	2022-23	2021-22	PRE-2021	Total
Cash Balance Reported to Excise Board 6-30-22	\$0.00	\$994,861.04	\$0.00	\$994,861.04
<b>REVENUES, NON-REVENUE RECEIPTS &amp; CASH BALANCE</b>				
Revenues/Non-Rev (Sch 6 Source Codes 1000 to 5999)	\$3,876,387.89	\$0.00	\$0.00	\$3,876,387.89
Cash Balances Transferred (Sch 6 Source Code 6110)	\$856,893.37	-\$856,893.37	\$0.00	\$0.00
Prior Year Lapsed Appropri (Sch 6 Source Code 6130)	\$6.05	-\$151.31	\$0.00	-\$145.26
Estopped Warrants (Sch 6 Source Code 6140)	\$145.26	\$0.00	\$0.00	\$145.26
Interfund Transfers (Sch 6 Source Code 6200)	\$0.00	\$0.00	\$0.00	\$0.00
<b>TOTAL REVENUES, NON-REVENUE RECEIPTS &amp; CASH BALANCE</b>	<b>\$4,733,432.57</b>	<b>-\$857,044.68</b>	<b>\$0.00</b>	<b>\$3,876,387.89</b>
Warrants Paid of Year in Caption	\$3,540,721.36	\$137,816.36	\$0.00	\$3,678,537.72
<b>TOTAL DISBURSEMENTS</b>	<b>\$3,540,721.36</b>	<b>\$137,816.36</b>	<b>\$0.00</b>	<b>\$3,678,537.72</b>
<b>CASH &amp; INVESTMENTS BALANCE JUNE 30, 2023</b>	<b>\$1,192,711.21</b>	<b>\$0.00</b>	<b>\$0.00</b>	<b>\$1,192,711.21</b>
Reserve for Warrants Outstanding (Schedule 4)	\$52,871.50	\$0.00	\$0.00	\$52,871.50
Reserve for Encumbrances (Schedule 8)	\$133,384.78	\$0.00	\$0.00	\$133,384.78
<b>TOTAL LIABILITIES AND RESERVE</b>	<b>\$186,256.28</b>	<b>\$0.00</b>	<b>\$0.00</b>	<b>\$186,256.28</b>
<b>DEFICIT:</b>	<b>\$0.00</b>	<b>\$0.00</b>	<b>\$0.00</b>	<b>\$0.00</b>
<b>CASH FUND BAL FORWARD TO SUCCEEDING YEAR</b>	<b>\$1,006,454.93</b>	<b>\$0.00</b>	<b>\$0.00</b>	<b>\$1,006,454.93</b>

Schedule 4: General Fund Warrant Accounts of Current and all Prior Years				
CURRENT AND ALL PRIOR YEARS	2022-23	2021-22	PRE-2021	Total
Warrants Outstanding 6-30 of Year in Caption	\$0.00	\$102,259.62	\$0.00	\$102,259.62
Warrants Registered During Year	\$3,593,592.86	\$35,556.74	\$0.00	\$3,629,149.60
<b>TOTAL</b>	<b>\$3,593,592.86</b>	<b>\$137,816.36</b>	<b>\$0.00</b>	<b>\$3,731,409.22</b>
Warrants Paid During Year	\$3,540,721.36	\$137,816.36	\$0.00	\$3,678,537.72
Warrants Converted to Bonds or Judgments	\$0.00	\$0.00	\$0.00	\$0.00
Warrants Estopped by Statute/Canceled	\$0.00	\$0.00	\$0.00	\$0.00
<b>TOTAL WARRANTS RETIRED</b>	<b>\$3,540,721.36</b>	<b>\$137,816.36</b>	<b>\$0.00</b>	<b>\$3,678,537.72</b>
<b>BALANCE WARRANTS OUTSTANDING JUNE 30, 2023</b>	<b>\$52,871.50</b>	<b>\$0.00</b>	<b>\$0.00</b>	<b>\$52,871.50</b>

Schedule 5: 2022 Ad Valorem Tax Account		
ACCOUNTS COVERING THE PERIOD JULY 1, 2022 TO JUNE 30, 2023	0.000 Mills	Amount
2022 Net Valuation Certified to County Excise Board		\$10,857,976.00
Total Proceeds of Levy as Certified		\$401,745.11
Additions:		\$0.00
Deductions:		\$0.00
<b>Gross Balance Tax</b>		<b>\$401,745.11</b>
Less Reserve for Delinquent Tax		\$36,522.28
Reserve for Protests Pending		\$0.00
<b>Balance Available Tax</b>		<b>\$365,222.83</b>
Deduct 2022 Tax Apportioned		\$375,097.16
<b>Net Balance 2022 Tax in Process of Collection</b>		<b>\$0.00</b>
<b>Excess Collections</b>		<b>\$9,874.33</b>

See Accountant's Compilation Report  
GENERAL FUND ACCOUNTS COVERING THE PERIOD JULY 1, 2022 TO JUNE 30, 2023  
ESTIMATE OF NEEDS FOR 2023-2024

EXHIBIT 'A'

Schedule 6: Revenue, Non-Revenue Receipts & Cash Balances		
SOURCE	2022-23 Account	
	AMOUNT ESTIMATED	ACTUALLY COLLECTED
<b>1000 DISTRICT SOURCES OF REVENUE:</b>		
<b>1100 TAXES LEVIED/ASSESSED</b>		
1110 Ad Valorem Tax Levy (Current Year)	\$365,222.83	\$375,097.16
1120 Ad Valorem Tax Levy (Prior Years)	\$0.00	\$19,827.33
1130 Revenue In Lieu Of Taxes	\$0.00	\$0.00
1140 Revenue From Local Governmental Units Other Than Leas	\$0.00	\$0.00
1190 Other Taxes	\$0.00	\$0.00
<b>TOTAL TAXES LEVIED/ASSESSED</b>	<b>\$365,222.83</b>	<b>\$394,924.49</b>
1200 Tuition & Fees	\$0.00	\$0.00
1300 Earnings on Investments and Bond Sales	\$0.00	\$637.09
1400 Rental, Disposals and Commissions	\$0.00	\$0.00
1500 Reimbursements	\$0.00	\$2,094.20
1600 Other Local Sources of Revenue	\$0.00	\$1,551.76
1700 Child Nutrition Programs	\$0.00	\$0.00
1800 Athletics	\$0.00	\$0.00
<b>TOTAL DISTRICT SOURCES OF REVENUE</b>	<b>\$365,222.83</b>	<b>\$399,207.54</b>
<b>2000 INTERMEDIATE SOURCES OF REVENUE:</b>		
2100 County 4 Mill Ad Valorem Tax	\$38,516.36	\$46,761.53
2200 County Apportionment (Mortgage Tax)	\$10,001.68	\$10,066.09
2300 Resale of Property Fund Distribution	\$0.00	\$0.00
2900 Other Intermediate Sources of Revenue	\$0.00	\$0.00
<b>TOTAL INTERMEDIATE SOURCES OF REVENUE</b>	<b>\$48,518.04</b>	<b>\$56,827.62</b>
<b>3000 STATE SOURCES OF REVENUE:</b>		
<b>3100 STATE DEDICATED SOURCES OF REVENUE</b>		
3110 Gross Production Tax	\$0.00	\$0.00
3120 Motor Vehicle Collections	\$0.00	\$0.00
3130 Rural Electric Cooperative Tax	\$13,888.87	\$16,549.30
3140 State School Land Earnings	\$46,680.71	\$56,103.26
3150 Vehicle Tax Stamps	\$247.23	\$298.75
3160 Farm Implement Tax Stamps	\$0.00	\$0.00
3170 Trailers and Mobile Homes	\$0.00	\$0.00
3190 Other Dedicated Revenue	\$0.00	\$0.00
<b>TOTAL STATE DEDICATED SOURCES OF REVENUE</b>	<b>\$60,816.81</b>	<b>\$72,951.31</b>
<b>3200 STATE AID - NONCATEGORICAL</b>		
3210 Foundation and Salary Incentive Aid	\$1,979,366.39	\$2,086,150.65
3220 Mid-Term Adjustment For Attendance	\$0.00	\$0.00
3230 Teacher Consultant Stipend	\$0.00	\$0.00
3240 Disaster Assistance	\$0.00	\$0.00
3250 Flexible Benefit Allowance	\$279,305.44	\$293,962.23
<b>TOTAL STATE AID - NONCATEGORICAL</b>	<b>\$2,258,671.83</b>	<b>\$2,380,112.88</b>
3300 State Aid - Competitive Grants - Categorical	\$0.00	\$0.00
3400 State - Categorical	\$23,856.00	\$39,661.97
3500 Special Programs	\$0.00	\$0.00
3600 Other State Sources of Revenue	\$0.00	\$489.92
3700 Child Nutrition Program	\$2,330.15	\$2,376.12
3800 State Vocational Programs - Multi-Source	\$0.00	\$0.00
<b>TOTAL STATE SOURCES OF REVENUE</b>	<b>\$2,345,674.79</b>	<b>\$2,495,592.20</b>
<b>4000 FEDERAL SOURCES OF REVENUE:</b>		
4100 Grants-In-Aid Direct From The Federal Government	\$58,675.00	\$59,263.51
4200 Disadvantaged Students	\$172,645.00	\$148,742.87
4300 Individuals With Disabilities	\$97,151.13	\$137,130.95
4400 No Child Left Behind	\$10,000.00	\$17,252.98
4500 Grants-In-Aid Passed Through Other State/Intermediate Sources	\$305,146.00	\$4,926.07
4600 Other Federal Sources Passed Through State Dept Of Education	\$0.00	\$286,046.87
4700 Child Nutrition Programs	\$275,958.79	\$247,787.12
4800 Federal Vocational Education	\$0.00	\$0.00
<b>TOTAL FEDERAL SOURCES OF REVENUE</b>	<b>\$919,575.92</b>	<b>\$901,150.37</b>
<b>5000 NON-REVENUE RECEIPTS:</b>		
<b>TOTAL NON-REVENUE RECEIPTS</b>	<b>\$0.00</b>	<b>\$23,610.16</b>
<b>6000 BALANCE SHEET ACCOUNTS:</b>		
<b>6100 CASH ACCOUNTS</b>		
6110 Cash Forward	\$856,893.37	\$856,893.37
6130 Prior-Year Lapsed Appropriations (Schedule 6)	\$0.00	\$6.05
6140 Estopped Warrants by Statute	\$0.00	\$145.26
<b>TOTAL CASH ACCOUNTS</b>	<b>\$856,893.37</b>	<b>\$857,044.68</b>
6200 Interfund Transfers	\$0.00	\$0.00
<b>TOTAL BALANCE SHEET ACCOUNTS</b>	<b>\$856,893.37</b>	<b>\$857,044.68</b>
<b>GRAND TOTAL</b>	<b>\$4,535,884.95</b>	<b>\$4,733,432.57</b>



GENERAL FUND ACCOUNTS COVERING THE PERIOD JULY 1, 2022 TO JUNE 30, 2023  
ESTIMATE OF NEEDS FOR 2023-2024

EXHIBIT 'A'

Schedule 6: Revenue, Non-Revenue Receipts & Cash Balances (Continued)				
SOURCE	2022-23 Account OVER/UNDER	BASIS AND LIMIT OF ENSUING ESTIMATE	ESTIMATED BY GOVERNING BOARD	APPROVED BY EXCISE BOARD
<b>1000 DISTRICT SOURCES OF REVENUE:</b>				
<b>1100 TAXES LEVIED/ASSESSED</b>				
1110 Ad Valorem Tax Levy (Current Year)	\$9,874.33	102.48%	\$384,381.36	\$384,381.36
1120 Ad Valorem Tax Levy (Prior Years)	\$19,827.33	0.00%	\$0.00	\$0.00
1130 Revenue In Lieu Of Taxes	\$0.00	0.00%	\$0.00	\$0.00
1140 Revenue From Local Governmental Units Other Than Leas	\$0.00	0.00%	\$0.00	\$0.00
1190 Other Taxes	\$0.00	0.00%	\$0.00	\$0.00
<b>TOTAL TAXES LEVIED/ASSESSED</b>	<b>\$29,701.66</b>		<b>\$384,381.36</b>	<b>\$384,381.36</b>
1200 Tuition & Fees	\$0.00	0.00%	\$0.00	\$0.00
1300 Earnings on Investments and Bond Sales	\$637.09	0.00%	\$0.00	\$0.00
1400 Rental, Disposals and Commissions	\$0.00	0.00%	\$0.00	\$0.00
1500 Reimbursements	\$2,094.20	0.00%	\$0.00	\$0.00
1600 Other Local Sources of Revenue	\$1,551.76	0.00%	\$0.00	\$0.00
1700 Child Nutrition Programs	\$0.00	0.00%	\$0.00	\$0.00
1800 Athletics	\$0.00	0.00%	\$0.00	\$0.00
<b>TOTAL DISTRICT SOURCES OF REVENUE</b>	<b>\$33,984.71</b>		<b>\$384,381.36</b>	<b>\$384,381.36</b>
<b>2000 INTERMEDIATE SOURCES OF REVENUE:</b>				
2100 County 4 Mill Ad Valorem Tax	\$8,245.17	74.13%	\$34,664.72	\$34,664.72
2200 County Apportionment (Mortgage Tax)	\$64.41	89.42%	\$9,001.51	\$9,001.51
2300 Resale of Property Fund Distribution	\$0.00	0.00%	\$0.00	\$0.00
2900 Other Intermediate Sources of Revenue	\$0.00	0.00%	\$0.00	\$0.00
<b>TOTAL INTERMEDIATE SOURCES OF REVENUE</b>	<b>\$8,309.58</b>		<b>\$43,666.23</b>	<b>\$43,666.23</b>
<b>3000 STATE SOURCES OF REVENUE:</b>				
<b>3100 STATE DEDICATED SOURCES OF REVENUE:</b>				
3110 Gross Production Tax	\$0.00	0.00%	\$0.00	\$0.00
3120 Motor Vehicle Collections	\$0.00	0.00%	\$0.00	\$0.00
3130 Rural Electric Cooperative Tax	\$2,660.43	75.53%	\$12,499.98	\$12,499.98
3140 State School Land Earnings	\$9,422.55	74.88%	\$42,012.64	\$42,012.64
3150 Vehicle Tax Stamps	\$51.52	74.48%	\$222.51	\$222.51
3160 Farm Implement Tax Stamps	\$0.00	0.00%	\$0.00	\$0.00
3170 Trailers and Mobile Homes	\$0.00	0.00%	\$0.00	\$0.00
3190 Other Dedicated Revenue	\$0.00	0.00%	\$0.00	\$0.00
<b>TOTAL STATE DEDICATED SOURCES OF REVENUE</b>	<b>\$12,134.50</b>		<b>\$54,735.13</b>	<b>\$54,735.13</b>
<b>3200 STATE AID - NONCATEGORICAL</b>				
3210 Foundation and Salary Incentive Aid	\$106,784.26	116.67%	\$2,433,950.47	\$2,433,950.47
3220 Mid-Term Adjustment For Attendance	\$0.00	0.00%	\$0.00	\$0.00
3230 Teacher Consultant Stipend	\$0.00	0.00%	\$0.00	\$0.00
3240 Disaster Assistance	\$0.00	0.00%	\$0.00	\$0.00
3250 Flexible Benefit Allowance	\$14,656.79	100.37%	\$295,044.48	\$295,044.48
<b>TOTAL STATE AID - NONCATEGORICAL</b>	<b>\$121,441.05</b>		<b>\$2,728,994.95</b>	<b>\$2,728,994.95</b>
3300 State Aid - Competitive Grants - Categorical	\$0.00	0.00%	\$0.00	\$0.00
3400 State - Categorical	\$15,805.97	293.85%	\$116,546.06	\$116,546.06
3500 Special Programs	\$0.00	0.00%	\$0.00	\$0.00
3600 Other State Sources of Revenue	\$489.92	0.00%	\$0.00	\$0.00
3700 Child Nutrition Program	\$45.97	88.26%	\$2,097.14	\$2,097.14
3800 State Vocational Programs - Multi-Source	\$0.00	0.00%	\$0.00	\$0.00
<b>TOTAL STATE SOURCES OF REVENUE</b>	<b>\$149,917.41</b>		<b>\$2,902,373.28</b>	<b>\$2,902,373.28</b>
<b>4000 FEDERAL SOURCES OF REVENUE:</b>				
4100 Grants-In-Aid Direct From The Federal Government	\$588.51	119.02%	\$70,538.00	\$70,538.00
4200 Disadvantaged Students	-\$23,902.13	116.93%	\$173,921.15	\$173,921.15
4300 Individuals With Disabilities	\$39,979.82	82.04%	\$112,498.59	\$112,498.59
4400 No Child Left Behind	\$7,252.98	1043.70%	\$180,069.67	\$180,069.67
4500 Grants-In-Aid Passed Through Other State/Intermediate Sources	-\$300,219.93	0.00%	\$0.00	\$0.00
4600 Other Federal Sources Passed Through State Dept Of Education	\$286,046.87	62.63%	\$179,150.08	\$179,150.08
4700 Child Nutrition Programs	-\$28,171.67	100.23%	\$248,362.91	\$248,362.91
4800 Federal Vocational Education	\$0.00	0.00%	\$0.00	\$0.00
<b>TOTAL FEDERAL SOURCES OF REVENUE</b>	<b>-\$18,425.55</b>		<b>\$964,540.40</b>	<b>\$964,540.40</b>
<b>5000 NON-REVENUE RECEIPTS:</b>	<b>\$23,610.16</b>	0.00%	<b>\$0.00</b>	<b>\$0.00</b>
<b>TOTAL NON-REVENUE RECEIPTS</b>	<b>\$23,610.16</b>		<b>\$0.00</b>	<b>\$0.00</b>
<b>6000 BALANCE SHEET ACCOUNTS:</b>				
<b>6100 CASH ACCOUNTS</b>				
6110 Cash Forward	\$0.00	117.45%	\$1,006,454.93	\$1,006,454.93
6130 Prior-Year Lapsed Appropriations (Schedule 6)	\$6.05	0.00%	\$0.00	\$0.00
6140 Estopped Warrants by Statute	\$145.26	0.00%	\$0.00	\$0.00
<b>TOTAL CASH ACCOUNTS</b>	<b>\$151.31</b>		<b>\$1,006,454.93</b>	<b>\$1,006,454.93</b>
6200 Interfund Transfers	\$0.00	0.00%	\$0.00	\$0.00
<b>TOTAL BALANCE SHEET ACCOUNTS</b>	<b>\$151.31</b>		<b>\$1,006,454.93</b>	<b>\$1,006,454.93</b>
<b>GRAND TOTAL</b>	<b>\$197,547.62</b>		<b>\$5,301,416.20</b>	<b>\$5,301,416.20</b>



GENERAL FUND ACCOUNTS COVERING THE PERIOD JULY 1, 2022 TO JUNE 30, 2023  
ESTIMATE OF NEEDS FOR 2023-2024

EXHIBIT 'A'

Schedule 7: Report of Prior Year Warrants Issued From Reserves			
FISCAL YEAR ENDING JUNE 30, 2022			
	RESERVES 06-30-2022	WARRANTS ISSUED SINCE	BALANCE LAPSED
<b>TOTAL PRIOR YEAR RESERVES</b>	<b>\$35,708.05</b>	<b>\$35,556.74</b>	<b>\$151.31</b>

Schedule 8: Report of Current Year Expenditures			
FISCAL YEAR ENDING JUNE 30, 2023			
APPROPRIATED ACCOUNTS	APPROPRIATIONS		
	ORIGINAL	SUPPLEMENTAL ADJUSTMENTS	FINAL APPROPRIATIONS
<b>1000 INSTRUCTION</b>	<b>\$2,801,659.21</b>	<b>\$0.00</b>	<b>\$2,801,659.21</b>
<b>2000 SUPPORT SERVICES:</b>			
2100 Support Services - Students	\$175,631.79	\$0.00	\$175,631.79
2200 Support Services - Instructional Staff	\$57,438.90	\$0.00	\$57,438.90
2300 Support Services - General Administration	\$176,041.95	\$0.00	\$176,041.95
2400 Support Services - School Administration	\$145,567.18	\$0.00	\$145,567.18
2500 Support Services - Business	\$115,978.02	\$0.00	\$115,978.02
2600 Operations And Maintenance of Plant Services	\$458,723.91	\$0.00	\$458,723.91
2700 Student Transportation Services	\$272,154.99	\$0.00	\$272,154.99
<b>TOTAL SUPPORT SERVICES</b>	<b>\$1,401,536.74</b>	<b>\$0.00</b>	<b>\$1,401,536.74</b>
<b>3000 OPERATION OF NON-INSTRUCTION SERVICES:</b>			
3100 Child Nutrition Programs Operations	\$305,119.86	\$0.00	\$305,119.86
3200 Other Enterprise Service Operations	\$0.00	\$0.00	\$0.00
3300 Community Services Operations	\$0.00	\$0.00	\$0.00
<b>TOTAL OPERATION OF NON-INSTRUCTIONAL SERVICES</b>	<b>\$305,119.86</b>	<b>\$0.00</b>	<b>\$305,119.86</b>
<b>4000 FACILITIES ACQUISITION &amp; CONSTRUCTION SERVICES:</b>			
4200 Land Acquisition Services	\$0.00	\$0.00	\$0.00
4300 Land Improvement Services	\$0.00	\$0.00	\$0.00
4400 Architecture and Engineering Services	\$0.00	\$0.00	\$0.00
4500 Educational Specifications Development Services	\$0.00	\$0.00	\$0.00
4600 Building Acquisition and Construction Services	\$0.00	\$0.00	\$0.00
4700 Building Improvement Services	\$0.00	\$0.00	\$0.00
<b>TOTAL FACILITIES ACQUISITION &amp; CONST. SERVICES</b>	<b>\$0.00</b>	<b>\$0.00</b>	<b>\$0.00</b>
<b>5000 OTHER OUTLAYS:</b>			
5100 Debt Service	\$0.00	\$0.00	\$0.00
5200 Fund Transfer/Reimbursement (Child Nutrition Fund)	\$0.00	\$0.00	\$0.00
5300 Clearing Account	\$9,053.00	\$0.00	\$9,053.00
5400 Indirect Cost Entitlement	\$0.00	\$0.00	\$0.00
5500 Private Nonprofit Schools	\$0.00	\$0.00	\$0.00
5600 Correcting Entry	\$18,516.14	\$0.00	\$18,516.14
5800 Charter School Reimbursement	\$0.00	\$0.00	\$0.00
5900 Arbitrage	\$0.00	\$0.00	\$0.00
<b>TOTAL OTHER OUTLAYS</b>	<b>\$27,569.14</b>	<b>\$0.00</b>	<b>\$27,569.14</b>
<b>7000 OTHER USES / UNBUDGETED ITEMS:</b>	<b>\$0.00</b>	<b>\$0.00</b>	<b>\$0.00</b>
<b>8000 REPAYMENTS:</b>	<b>\$0.00</b>	<b>\$0.00</b>	<b>\$0.00</b>
<b>TOTAL GENERAL FUND 2022-23 FISCAL YEAR</b>	<b>\$4,535,884.95</b>	<b>\$0.00</b>	<b>\$4,535,884.95</b>

GENERAL FUND ACCOUNTS COVERING THE PERIOD JULY 1, 2022 TO JUNE 30, 2023  
ESTIMATE OF NEEDS FOR 2023-2024

EXHIBIT 'A'

Schedule 8: Report of Current Year Expenditures (Continued)				
FISCAL YEAR ENDING JUNE 30, 2023				2022-2023
APPROPRIATED ACCOUNTS	WARRANTS ISSUED	RESERVES	LAPSED BALANCE KNOWN TO BE UNENCUMBERED	EXPENDITURES FOR CURRENT EXPENSE PURPOSES
<b>1000 INSTRUCTION:</b>	\$2,031,661.13	\$0.00	\$769,998.08	\$2,031,661.13
<b>2000 SUPPORT SERVICES:</b>				
2100 Support Services - Students	\$169,355.78	\$6,313.87	-\$37.86	\$175,669.65
2200 Support Services - Instructional Staff	\$54,811.50	\$2,742.64	-\$115.24	\$57,554.14
2300 Support Services - General Administration	\$174,572.69	\$1,839.00	-\$369.74	\$176,411.69
2400 Support Services - School Administration	\$145,975.43	\$0.00	-\$408.25	\$145,975.43
2500 Support Services - Business	\$115,718.57	\$456.41	-\$196.96	\$116,174.98
2600 Operations And Maintenance of Plant Services	\$422,301.23	\$2,985.08	\$33,437.60	\$425,286.31
2700 Student Transportation Services	\$156,572.25	\$117,767.00	-\$2,184.26	\$274,339.25
<b>TOTAL SUPPORT SERVICES</b>	<b>\$1,239,307.45</b>	<b>\$132,104.00</b>	<b>\$30,125.29</b>	<b>\$1,371,411.45</b>
<b>3000 OPERATION OF NON-INSTRUCTION SERVICES:</b>				
3100 Child Nutrition Programs Operations	\$303,839.08	\$1,280.78	\$0.00	\$305,119.86
3200 Other Enterprise Service Operations	\$0.00	\$0.00	\$0.00	\$0.00
3300 Community Services Operations	\$0.00	\$0.00	\$0.00	\$0.00
<b>TOTAL OPERATION OF NON-INSTRUCTIONAL SERVICES</b>	<b>\$303,839.08</b>	<b>\$1,280.78</b>	<b>\$0.00</b>	<b>\$305,119.86</b>
<b>4000 FACILITIES ACQUISITION &amp; CONSTRUCTION SERVICES:</b>				
4200 Land Acquisition Services	\$0.00	\$0.00	\$0.00	\$0.00
4300 Land Improvement Services	\$0.00	\$0.00	\$0.00	\$0.00
4400 Architecture and Engineering Services	\$0.00	\$0.00	\$0.00	\$0.00
4500 Educational Specifications Development Services	\$0.00	\$0.00	\$0.00	\$0.00
4600 Building Acquisition and Construction Services	\$0.00	\$0.00	\$0.00	\$0.00
4700 Building Improvement Services	\$0.00	\$0.00	\$0.00	\$0.00
<b>TOTAL FACILITIES ACQUISITION &amp; CONST. SERVICES</b>	<b>\$0.00</b>	<b>\$0.00</b>	<b>\$0.00</b>	<b>\$0.00</b>
<b>5000 OTHER OUTLAYS:</b>				
5100 Debt Service	\$0.00	\$0.00	\$0.00	\$0.00
5200 Fund Transfer/Reimbursement (Child Nutrition Fund)	\$0.00	\$0.00	\$0.00	\$0.00
5300 Clearing Account	\$0.00	\$0.00	\$9,053.00	\$0.00
5400 Indirect Cost Entitlement	\$0.00	\$0.00	\$0.00	\$0.00
5500 Private Nonprofit Schools	\$0.00	\$0.00	\$0.00	\$0.00
5600 Correcting Entry	\$18,785.20	\$0.00	-\$269.06	\$18,785.20
5800 Charter School Reimbursement	\$0.00	\$0.00	\$0.00	\$0.00
5900 Arbitrage	\$0.00	\$0.00	\$0.00	\$0.00
<b>TOTAL OTHER OUTLAYS</b>	<b>\$18,785.20</b>	<b>\$0.00</b>	<b>\$8,783.94</b>	<b>\$18,785.20</b>
<b>7000 OTHER USES / UNBUDGETED ITEMS:</b>	<b>\$0.00</b>	<b>\$0.00</b>	<b>\$0.00</b>	<b>\$0.00</b>
<b>8000 REPAYMENTS:</b>	<b>\$0.00</b>	<b>\$0.00</b>	<b>\$0.00</b>	<b>\$0.00</b>
<b>TOTAL GENERAL FUND 2022-23 FISCAL YEAR</b>	<b>\$3,593,592.86</b>	<b>\$133,384.78</b>	<b>\$808,907.31</b>	<b>\$3,726,977.64</b>

ESTIMATE OF NEEDS FOR THE FISCAL YEAR 2023-24		Estimate of Needs by	Approved by
PURPOSE:		Governing Board	County Excise Board
Current Expense		\$5,301,416.20	\$5,301,416.20
Pro rata share of County Assessor's Budget as determined by County Excise Board		\$0.00	\$0.00
<b>GRAND TOTAL - Home School</b>		<b>\$5,301,416.20</b>	<b>\$5,301,416.20</b>

BUILDING FUND ACCOUNTS COVERING THE PERIOD JULY 1, 2022 TO JUNE 30, 2023  
ESTIMATE OF NEEDS FOR 2023-2024

EXHIBIT 'C'

Schedule 1: Current Balance Sheet for June 30, 2023	
	Amount
<b>ASSETS:</b>	
Cash Balances	\$398,625.61
Investments	\$400,000.00
<b>TOTAL ASSETS</b>	<b>\$798,625.61</b>
<b>LIABILITIES AND RESERVES:</b>	
Warrants Outstanding	\$69,133.16
Reserve for Interest on Warrants	\$0.00
Reserves From Schedule 8	\$1,287.00
<b>TOTAL LIABILITIES AND RESERVES</b>	<b>\$70,420.16</b>
<b>CASH FUND BALANCE JUNE 30, 2023</b>	<b>\$728,205.45</b>
<b>TOTAL LIABILITIES, RESERVES AND CASH FUND BALANCE</b>	<b>\$798,625.61</b>

Schedule 2: Revenue and Requirements, 2022-2023		
REVENUE:	Estimated Budget	Actual Revenue & Expenditures
Revenues, Non-Revenue Receipts & Cash Balances (Schedule 6)	\$770,582.20	\$931,304.20
<b>LESS: REQUIREMENTS:</b>		
Expenditures (Schedule 8)	\$770,582.20	\$203,098.75
<b>CASH FUND BALANCE JUNE 30, 2023</b>	<b>\$0.00</b>	<b>\$728,205.45</b>

Schedule 3: Building Fund Cash Accounts of Current and all Prior Years				
CURRENT AND ALL PRIOR YEARS	2022-23	2021-22	PRE-2021	Total
Cash Balance Reported to Excise Board 6-30-22	\$0.00	\$736,899.07	\$0.00	\$736,899.07
<b>REVENUES, NON-REVENUE RECEIPTS &amp; CASH BALANCE</b>				
Revenues/Non-Rev (Sch 6 Source Codes 1000 to 5999)	\$212,938.99	\$0.00	\$0.00	\$212,938.99
Cash Balances Transferred (Sch 6 Source Code 6110)	\$718,365.21	-\$718,365.21	\$0.00	\$0.00
Prior Year Lapsed Appropri (Sch 6 Source Code 6130)	\$0.00	\$0.00	\$0.00	\$0.00
Estopped Warrants (Sch 6 Source Code 6140)	\$0.00	\$0.00	\$0.00	\$0.00
Interfund Transfers (Sch 6 Source Code 6200)	\$0.00	\$0.00	\$0.00	\$0.00
<b>TOTAL REVENUES, NON-REVENUE RECEIPTS &amp; CASH BALANCE</b>	<b>\$931,304.20</b>	<b>-\$718,365.21</b>	<b>\$0.00</b>	<b>\$212,938.99</b>
Warrants Paid of Year in Caption	\$132,678.59	\$18,533.86	\$0.00	\$151,212.45
<b>TOTAL DISBURSEMENTS</b>	<b>\$132,678.59</b>	<b>\$18,533.86</b>	<b>\$0.00</b>	<b>\$151,212.45</b>
<b>CASH &amp; INVESTMENTS BALANCE JUNE 30, 2023</b>	<b>\$798,625.61</b>	<b>\$0.00</b>	<b>\$0.00</b>	<b>\$798,625.61</b>
Reserve for Warrants Outstanding (Schedule 4)	\$69,133.16	\$0.00	\$0.00	\$69,133.16
Reserve for Encumbrances (Schedule 8)	\$1,287.00	\$0.00	\$0.00	\$1,287.00
<b>TOTAL LIABILITIES AND RESERVE</b>	<b>\$70,420.16</b>	<b>\$0.00</b>	<b>\$0.00</b>	<b>\$70,420.16</b>
<b>DEFICIT:</b>	<b>\$0.00</b>	<b>\$0.00</b>	<b>\$0.00</b>	<b>\$0.00</b>
<b>CASH FUND BAL FORWARD TO SUCCEEDING YEAR</b>	<b>\$728,205.45</b>	<b>\$0.00</b>	<b>\$0.00</b>	<b>\$728,205.45</b>

Schedule 4: Building Fund Warrant Accounts of Current and all Prior Years				
CURRENT AND ALL PRIOR YEARS	2022-23	2021-22	PRE-2021	Total
Warrants Outstanding 6-30 of Year in Caption	\$0.00	\$51.16	\$0.00	\$51.16
Warrants Registered During Year	\$201,811.75	\$18,482.70	\$0.00	\$220,294.45
<b>TOTAL</b>	<b>\$201,811.75</b>	<b>\$18,533.86</b>	<b>\$0.00</b>	<b>\$220,345.61</b>
Warrants Paid During Year	\$132,678.59	\$18,533.86	\$0.00	\$151,212.45
Warrants Converted to Bonds or Judgments	\$0.00	\$0.00	\$0.00	\$0.00
Warrants Estopped by Statute/Canceled	\$0.00	\$0.00	\$0.00	\$0.00
<b>TOTAL WARRANTS RETIRED</b>	<b>\$132,678.59</b>	<b>\$18,533.86</b>	<b>\$0.00</b>	<b>\$151,212.45</b>
<b>BALANCE WARRANTS OUTSTANDING JUNE 30, 2023</b>	<b>\$69,133.16</b>	<b>\$0.00</b>	<b>\$0.00</b>	<b>\$69,133.16</b>

Schedule 5: 2022 Ad Valorem Tax Account		
ACCOUNTS COVERING THE PERIOD JULY 1, 2022 TO JUNE 30, 2023	0.000 Mills	Amount
2022 Net Valuation Certified to County Excise Board		\$10,857,976.00
Total Proceeds of Levy as Certified		\$57,438.69
Additions:		\$0.00
Deductions:		\$0.00
Gross Balance Tax		\$57,438.69
Less Reserve for Delinquent Tax		\$5,221.70
Reserve for Protests Pending		\$0.00
Balance Available Tax		\$52,216.99
Deduct 2022 Tax Apportioned		\$53,628.75
Net Balance 2022 Tax in Process of Collection		\$0.00
Excess Collections		\$1,411.76

**BUILDING FUND ACCOUNTS COVERING THE PERIOD JULY 1, 2022 TO JUNE 30, 2023  
ESTIMATE OF NEEDS FOR 2023-2024**

**EXHIBIT 'C'**

Schedule 6: Revenue, Non-Revenue Receipts & Cash Balances		
SOURCE	2022-23 Account	
	AMOUNT ESTIMATED	ACTUALLY COLLECTED
<b>1000 DISTRICT SOURCES OF REVENUE:</b>		
<b>1100 TAXES LEVIED/ASSESSED</b>		
1110 Ad Valorem Tax Levy (Current Year)	\$52,216.99	\$53,628.75
1120 Ad Valorem Tax Levy (Prior Years)	\$0.00	\$2,834.75
1130 Revenue In Lieu Of Taxes	\$0.00	\$0.00
1140 Revenue From Local Governmental Units Other Than Leas	\$0.00	\$0.00
1190 Other Taxes	\$0.00	\$0.00
<b>TOTAL TAXES LEVIED/ASSESSED</b>	<b>\$52,216.99</b>	<b>\$56,463.50</b>
1200 Tuition & Fees	\$0.00	\$0.00
1300 Earnings on Investments and Bond Sales	\$0.00	\$26,641.82
1400 Rental, Disposals and Commissions	\$0.00	\$3,000.00
1500 Reimbursements	\$0.00	\$0.00
1600 Other Local Sources of Revenue	\$0.00	\$54,754.59
1700 Child Nutrition Programs	\$0.00	\$0.00
1800 Athletics	\$0.00	\$0.00
<b>TOTAL DISTRICT SOURCES OF REVENUE</b>	<b>\$52,216.99</b>	<b>\$140,859.91</b>
<b>2000 INTERMEDIATE SOURCES OF REVENUE</b>		
2100 County 4 Mill Ad Valorem Tax	\$0.00	\$0.00
2200 County Apportionment (Mortgage Tax)	\$0.00	\$0.00
2300 Resale of Property Fund Distribution	\$0.00	\$0.00
2900 Other Intermediate Sources of Revenue	\$0.00	\$0.00
<b>TOTAL INTERMEDIATE SOURCES OF REVENUE</b>	<b>\$0.00</b>	<b>\$0.00</b>
<b>3000 STATE SOURCES OF REVENUE:</b>		
<b>3100 STATE DEDICATED SOURCES OF REVENUE</b>		
3110 Gross Production Tax	\$0.00	\$0.00
3120 Motor Vehicle Collections	\$0.00	\$0.00
3130 Rural Electric Cooperative Tax	\$0.00	\$0.00
3140 State School Land Earnings	\$0.00	\$0.00
3150 Vehicle Tax Stamps	\$0.00	\$0.00
3160 Farm Implement Tax Stamps	\$0.00	\$0.00
3170 Trailers and Mobile Homes	\$0.00	\$0.00
3190 Other Dedicated Revenue	\$0.00	\$0.00
<b>TOTAL STATE DEDICATED SOURCES OF REVENUE</b>	<b>\$0.00</b>	<b>\$0.00</b>
<b>3200 STATE AID - NONCATEGORICAL</b>		
3210 Foundation and Salary Incentive Aid	\$0.00	\$0.00
3220 Mid-Term Adjustment For Attendance	\$0.00	\$0.00
3230 Teacher Consultant Stipend	\$0.00	\$0.00
3240 Disaster Assistance	\$0.00	\$0.00
3250 Flexible Benefit Allowance	\$0.00	\$0.00
<b>TOTAL STATE AID - NONCATEGORICAL</b>	<b>\$0.00</b>	<b>\$0.00</b>
3300 State Aid - Competitive Grants - Categorical	\$0.00	\$0.00
3400 State - Categorical	\$0.00	\$72,079.08
3500 Special Programs	\$0.00	\$0.00
3600 Other State Sources of Revenue	\$0.00	\$0.00
3700 Child Nutrition Program	\$0.00	\$0.00
3800 State Vocational Programs - Multi-Source	\$0.00	\$0.00
<b>TOTAL STATE SOURCES OF REVENUE</b>	<b>\$0.00</b>	<b>\$72,079.08</b>
<b>4000 FEDERAL SOURCES OF REVENUE:</b>		
4100 Grants-In-Aid Direct From The Federal Government	\$0.00	\$0.00
4200 Disadvantaged Students	\$0.00	\$0.00
4300 Individuals With Disabilities	\$0.00	\$0.00
4400 No Child Left Behind	\$0.00	\$0.00
4500 Grants-In-Aid Passed Through Other State/Intermediate Sources	\$0.00	\$0.00
4600 Other Federal Sources Passed Through State Dept Of Education	\$0.00	\$0.00
4700 Child Nutrition Programs	\$0.00	\$0.00
4800 Federal Vocational Education	\$0.00	\$0.00
<b>TOTAL FEDERAL SOURCES OF REVENUE</b>	<b>\$0.00</b>	<b>\$0.00</b>
<b>5000 NON-REVENUE RECEIPTS:</b>		
<b>TOTAL NON-REVENUE RECEIPTS</b>	<b>\$0.00</b>	<b>\$0.00</b>
<b>6000 BALANCE SHEET ACCOUNTS</b>		
<b>6100 CASH ACCOUNTS</b>		
6110 Cash Forward	\$718,365.21	\$718,365.21
6130 Prior-Year Lapsed Appropriations (Schedule 6)	\$0.00	\$0.00
6140 Estopped Warrants by Statute	\$0.00	\$0.00
<b>TOTAL CASH ACCOUNTS</b>	<b>\$718,365.21</b>	<b>\$718,365.21</b>
6200 Interfund Transfers	\$0.00	\$0.00
<b>TOTAL BALANCE SHEET ACCOUNTS</b>	<b>\$718,365.21</b>	<b>\$718,365.21</b>
<b>GRAND TOTAL</b>	<b>\$770,582.20</b>	<b>\$931,304.20</b>



BUILDING FUND ACCOUNTS COVERING THE PERIOD JULY 1, 2022 TO JUNE 30, 2023  
ESTIMATE OF NEEDS FOR 2023-2024

EXHIBIT 'C'

Schedule 6: Revenue, Non-Revenue Receipts & Cash Balances (Continued)				
SOURCE	2022-23 Account	BASIS AND LIMIT OF ENSUING	ESTIMATED BY GOVERNING BOARD	APPROVED BY EXCISE BOARD
	OVER/UNDER			
1000 DISTRICT SOURCES OF REVENUE:				
1100 TAXES LEVIED/ASSESSED				
1110 Ad Valorem Tax Levy (Current Year)	\$1,411.76	102.48%	\$54,956.15	\$54,956.15
1120 Ad Valorem Tax Levy (Prior Years)	\$2,834.75	0.00%	\$0.00	\$0.00
1130 Revenue In Lieu Of Taxes	\$0.00	0.00%	\$0.00	\$0.00
1140 Revenue From Local Governmental Units Other Than Leas	\$0.00	0.00%	\$0.00	\$0.00
1190 Other Taxes	\$0.00	0.00%	\$0.00	\$0.00
TOTAL TAXES LEVIED/ASSESSED	\$4,246.51		\$54,956.15	\$54,956.15
1200 Tuition & Fees	\$0.00	0.00%	\$0.00	\$0.00
1300 Earnings on Investments and Bond Sales	\$26,641.82	0.00%	\$0.00	\$0.00
1400 Rental, Disposals and Commissions	\$3,000.00	0.00%	\$0.00	\$0.00
1500 Reimbursements	\$0.00	0.00%	\$0.00	\$0.00
1600 Other Local Sources of Revenue	\$54,754.59	0.00%	\$0.00	\$0.00
1700 Child Nutrition Programs	\$0.00	0.00%	\$0.00	\$0.00
1800 Athletics	\$0.00	0.00%	\$0.00	\$0.00
TOTAL DISTRICT SOURCES OF REVENUE	\$88,642.92		\$54,956.15	\$54,956.15
2000 INTERMEDIATE SOURCES OF REVENUE				
2100 County 4 Mill Ad Valorem Tax	\$0.00	0.00%	\$0.00	\$0.00
2200 County Apportionment (Mortgage Tax)	\$0.00	0.00%	\$0.00	\$0.00
2300 Resale of Property Fund Distribution	\$0.00	0.00%	\$0.00	\$0.00
2900 Other Intermediate Sources of Revenue	\$0.00	0.00%	\$0.00	\$0.00
TOTAL INTERMEDIATE SOURCES OF REVENUE	\$0.00		\$0.00	\$0.00
3000 STATE SOURCES OF REVENUE:				
3100 STATE DEDICATED SOURCES OF REVENUE:				
3110 Gross Production Tax	\$0.00	0.00%	\$0.00	\$0.00
3120 Motor Vehicle Collections	\$0.00	0.00%	\$0.00	\$0.00
3130 Rural Electric Cooperative Tax	\$0.00	0.00%	\$0.00	\$0.00
3140 State School Land Earnings	\$0.00	0.00%	\$0.00	\$0.00
3150 Vehicle Tax Stamps	\$0.00	0.00%	\$0.00	\$0.00
3160 Farm Implement Tax Stamps	\$0.00	0.00%	\$0.00	\$0.00
3170 Trailers and Mobile Homes	\$0.00	0.00%	\$0.00	\$0.00
3190 Other Dedicated Revenue	\$0.00	0.00%	\$0.00	\$0.00
TOTAL STATE DEDICATED SOURCES OF REVENUE	\$0.00		\$0.00	\$0.00
3200 STATE AID - NONCATEGORICAL				
3210 Foundation and Salary Incentive Aid	\$0.00	0.00%	\$0.00	\$0.00
3220 Mid-Term Adjustment For Attendance	\$0.00	0.00%	\$0.00	\$0.00
3230 Teacher Consultant Stipend	\$0.00	0.00%	\$0.00	\$0.00
3240 Disaster Assistance	\$0.00	0.00%	\$0.00	\$0.00
3250 Flexible Benefit Allowance	\$0.00	0.00%	\$0.00	\$0.00
TOTAL STATE AID - NONCATEGORICAL	\$0.00		\$0.00	\$0.00
3300 State Aid - Competitive Grants - Categorical	\$0.00	0.00%	\$0.00	\$0.00
3400 State - Categorical	\$72,079.08	0.00%	\$0.00	\$0.00
3500 Special Programs	\$0.00	0.00%	\$0.00	\$0.00
3600 Other State Sources of Revenue	\$0.00	0.00%	\$0.00	\$0.00
3700 Child Nutrition Program	\$0.00	0.00%	\$0.00	\$0.00
3800 State Vocational Programs - Multi-Source	\$0.00	0.00%	\$0.00	\$0.00
TOTAL STATE SOURCES OF REVENUE	\$72,079.08		\$0.00	\$0.00
4000 FEDERAL SOURCES OF REVENUE:				
4100 Grants-In-Aid Direct From The Federal Government	\$0.00	0.00%	\$0.00	\$0.00
4200 Disadvantaged Students	\$0.00	0.00%	\$0.00	\$0.00
4300 Individuals With Disabilities	\$0.00	0.00%	\$0.00	\$0.00
4400 No Child Left Behind	\$0.00	0.00%	\$0.00	\$0.00
4500 Grants-In-Aid Passed Through Other State/Intermediate Sources	\$0.00	0.00%	\$0.00	\$0.00
4600 Other Federal Sources Passed Through State Dept Of Education	\$0.00	0.00%	\$0.00	\$0.00
4700 Child Nutrition Programs	\$0.00	0.00%	\$0.00	\$0.00
4800 Federal Vocational Education	\$0.00	0.00%	\$0.00	\$0.00
TOTAL FEDERAL SOURCES OF REVENUE	\$0.00		\$0.00	\$0.00
5000 NON-REVENUE RECEIPTS:				
TOTAL NON-REVENUE RECEIPTS	\$0.00		\$0.00	\$0.00
6000 BALANCE SHEET ACCOUNTS				
6100 CASH ACCOUNTS				
6110 Cash Forward	\$0.00	101.37%	\$728,205.45	\$728,205.45
6130 Prior-Year Lapsed Appropriations (Schedule 6)	\$0.00	0.00%	\$0.00	\$0.00
6140 Estopped Warrants by Statute	\$0.00	0.00%	\$0.00	\$0.00
TOTAL CASH ACCOUNTS	\$0.00		\$728,205.45	\$728,205.45
6200 Interfund Transfers	\$0.00	0.00%	\$0.00	\$0.00
TOTAL BALANCE SHEET ACCOUNTS	\$0.00		\$728,205.45	\$728,205.45
GRAND TOTAL	\$160,722.00		\$783,161.60	\$783,161.60

BUILDING FUND ACCOUNTS COVERING THE PERIOD JULY 1, 2022 TO JUNE 30, 2023  
ESTIMATE OF NEEDS FOR 2023-2024

EXHIBIT 'C'

Schedule 7: Report of Prior Year Warrants Issued From Reserves			
FISCAL YEAR ENDING JUNE 30, 2022			
	RESERVES 06-30-2022	WARRANTS ISSUED SINCE	BALANCE LAPSED
<b>TOTAL PRIOR YEAR RESERVES</b>	<b>\$18,482.70</b>	<b>\$18,482.70</b>	<b>\$0.00</b>

Schedule 8: Report of Current Year Expenditures			
APPROPRIATED ACCOUNTS	FISCAL YEAR ENDING JUNE 30, 2023		
	APPROPRIATIONS		
	ORIGINAL	SUPPLEMENTAL ADJUSTMENTS	FINAL APPROPRIATIONS
<b>1000 INSTRUCTION:</b>	\$0.00	\$0.00	\$0.00
<b>2000 SUPPORT SERVICES:</b>			
2100 Support Services - Students	\$0.00	\$0.00	\$0.00
2200 Support Services - Instructional Staff	\$0.00	\$0.00	\$0.00
2300 Support Services - General Administration	\$0.00	\$0.00	\$0.00
2400 Support Services - School Administration	\$0.00	\$0.00	\$0.00
2500 Support Services - Business	\$0.00	\$0.00	\$0.00
2600 Operations And Maintenance of Plant Services	\$770,582.20	\$0.00	\$770,582.20
2700 Student Transportation Services	\$0.00	\$0.00	\$0.00
<b>TOTAL SUPPORT SERVICES</b>	<b>\$770,582.20</b>	<b>\$0.00</b>	<b>\$770,582.20</b>
<b>3000 OPERATION OF NON-INSTRUCTION SERVICES:</b>			
3100 Child Nutrition Programs Operations	\$0.00	\$0.00	\$0.00
3200 Other Enterprise Service Operations	\$0.00	\$0.00	\$0.00
3300 Community Services Operations	\$0.00	\$0.00	\$0.00
<b>TOTAL OPERATION OF NON-INSTRUCTIONAL SERVICES</b>	<b>\$0.00</b>	<b>\$0.00</b>	<b>\$0.00</b>
<b>4000 FACILITIES ACQUISITION &amp; CONSTRUCTION SERVICES:</b>			
4200 Land Acquisition Services	\$0.00	\$0.00	\$0.00
4300 Land Improvement Services	\$0.00	\$0.00	\$0.00
4400 Architecture and Engineering Services	\$0.00	\$0.00	\$0.00
4500 Educational Specifications Development Services	\$0.00	\$0.00	\$0.00
4600 Building Acquisition and Construction Services	\$0.00	\$0.00	\$0.00
4700 Building Improvement Services	\$0.00	\$0.00	\$0.00
<b>TOTAL FACILITIES ACQUISITION &amp; CONST. SERVICES</b>	<b>\$0.00</b>	<b>\$0.00</b>	<b>\$0.00</b>
<b>5000 OTHER OUTLAYS:</b>			
5100 Debt Service	\$0.00	\$0.00	\$0.00
5200 Fund Transfer/Reimbursement (Child Nutrition Fund)	\$0.00	\$0.00	\$0.00
5300 Clearing Account	\$0.00	\$0.00	\$0.00
5400 Indirect Cost Entitlement	\$0.00	\$0.00	\$0.00
5500 Private Nonprofit Schools	\$0.00	\$0.00	\$0.00
5600 Correcting Entry	\$0.00	\$0.00	\$0.00
5800 Charter School Reimbursement	\$0.00	\$0.00	\$0.00
5900 Arbitrage	\$0.00	\$0.00	\$0.00
<b>TOTAL OTHER OUTLAYS</b>	<b>\$0.00</b>	<b>\$0.00</b>	<b>\$0.00</b>
<b>7000 OTHER USES / UNBUDGETED ITEMS:</b>	<b>\$0.00</b>	<b>\$0.00</b>	<b>\$0.00</b>
<b>8000 REPAYMENTS:</b>	<b>\$0.00</b>	<b>\$0.00</b>	<b>\$0.00</b>
<b>TOTAL BUILDING FUND 2022-23 FISCAL YEAR</b>	<b>\$770,582.20</b>	<b>\$0.00</b>	<b>\$770,582.20</b>

BUILDING FUND ACCOUNTS COVERING THE PERIOD JULY 1, 2022 TO JUNE 30, 2023  
ESTIMATE OF NEEDS FOR 2023-2024

EXHIBIT 'C'

Schedule 8: Report of Current Year Expenditures (Continued)				
FISCAL YEAR ENDING JUNE 30, 2023				
APPROPRIATED ACCOUNTS	WARRANTS ISSUED	RESERVES	LAPSED BALANCE KNOWN TO BE UNENCUMBERED	2022-2023 EXPENDITURES FOR CURRENT EXPENSE PURPOSES
<b>1000 INSTRUCTION:</b>	\$0.00	\$0.00	\$0.00	\$0.00
<b>2000 SUPPORT SERVICES:</b>				
2100 Support Services - Students	\$0.00	\$0.00	\$0.00	\$0.00
2200 Support Services - Instructional Staff	\$0.00	\$0.00	\$0.00	\$0.00
2300 Support Services - General Administration	\$0.00	\$0.00	\$0.00	\$0.00
2400 Support Services - School Administration	\$0.00	\$0.00	\$0.00	\$0.00
2500 Support Services - Business	\$0.00	\$0.00	\$0.00	\$0.00
2600 Operations And Maintenance of Plant Services	\$201,811.75	\$1,287.00	\$567,483.45	\$203,098.75
2700 Student Transportation Services	\$0.00	\$0.00	\$0.00	\$0.00
<b>TOTAL SUPPORT SERVICES</b>	<b>\$201,811.75</b>	<b>\$1,287.00</b>	<b>\$567,483.45</b>	<b>\$203,098.75</b>
<b>3000 OPERATION OF NON-INSTRUCTION SERVICES:</b>				
3100 Child Nutrition Programs Operations	\$0.00	\$0.00	\$0.00	\$0.00
3200 Other Enterprise Service Operations	\$0.00	\$0.00	\$0.00	\$0.00
3300 Community Services Operations	\$0.00	\$0.00	\$0.00	\$0.00
<b>TOTAL OPERATION OF NON-INSTRUCTIONAL SERVICES</b>	<b>\$0.00</b>	<b>\$0.00</b>	<b>\$0.00</b>	<b>\$0.00</b>
<b>4000 FACILITIES ACQUISITION &amp; CONSTRUCTION SERVICES:</b>				
4200 Land Acquisition Services	\$0.00	\$0.00	\$0.00	\$0.00
4300 Land Improvement Services	\$0.00	\$0.00	\$0.00	\$0.00
4400 Architecture and Engineering Services	\$0.00	\$0.00	\$0.00	\$0.00
4500 Educational Specifications Development Services	\$0.00	\$0.00	\$0.00	\$0.00
4600 Building Acquisition and Construction Services	\$0.00	\$0.00	\$0.00	\$0.00
4700 Building Improvement Services	\$0.00	\$0.00	\$0.00	\$0.00
<b>TOTAL FACILITIES ACQUISITION &amp; CONST. SERVICES</b>	<b>\$0.00</b>	<b>\$0.00</b>	<b>\$0.00</b>	<b>\$0.00</b>
<b>5000 OTHER OUTLAYS:</b>				
5100 Debt Service	\$0.00	\$0.00	\$0.00	\$0.00
5200 Fund Transfer/Reimbursement (Child Nutrition Fund)	\$0.00	\$0.00	\$0.00	\$0.00
5300 Clearing Account	\$0.00	\$0.00	\$0.00	\$0.00
5400 Indirect Cost Entitlement	\$0.00	\$0.00	\$0.00	\$0.00
5500 Private Nonprofit Schools	\$0.00	\$0.00	\$0.00	\$0.00
5600 Correcting Entry	\$0.00	\$0.00	\$0.00	\$0.00
5800 Charter School Reimbursement	\$0.00	\$0.00	\$0.00	\$0.00
5900 Arbitrage	\$0.00	\$0.00	\$0.00	\$0.00
<b>TOTAL OTHER OUTLAYS</b>	<b>\$0.00</b>	<b>\$0.00</b>	<b>\$0.00</b>	<b>\$0.00</b>
<b>7000 OTHER USES / UNBUDGETED ITEMS:</b>	<b>\$0.00</b>	<b>\$0.00</b>	<b>\$0.00</b>	<b>\$0.00</b>
<b>8000 REPAYMENTS:</b>	<b>\$0.00</b>	<b>\$0.00</b>	<b>\$0.00</b>	<b>\$0.00</b>
<b>TOTAL BUILDING FUND 2022-23 FISCAL YEAR</b>	<b>\$201,811.75</b>	<b>\$1,287.00</b>	<b>\$567,483.45</b>	<b>\$203,098.75</b>

ESTIMATE OF NEEDS FOR THE FISCAL YEAR 2023-24		Estimate of Needs by Governing Board	Approved by County Excise Board
<b>PURPOSE:</b>			
Current Expense		\$783,161.60	\$783,161.60
Pro rata share of County Assessor's Budget as determined by County Excise Board		\$0.00	\$0.00
<b>GRAND TOTAL - Home School</b>		<b>\$783,161.60</b>	<b>\$783,161.60</b>

## CERTIFICATE OF EXCISE BOARD

State of Oklahoma, County of Sequoyah

We, do further certify that we have examined the statement of estimated needs for the current fiscal year ending June 30, 2023, as certified by the Board of Education of Liberty Public Schools, District Number C-1 of said County and State, and its financial statement for the preceding year, and in so doing we have diligently performed the duties imposed upon this Excise Board by 68 O. S. 2001 Section 3007, by (1) ascertaining that the financial statements, as to the statistics therein contained, reflect the true fiscal condition at the close of the fiscal year, or caused the same to be corrected so to show; (2) struck from the estimate of needs so submitted any items not authorized by law and reduced to the sum authorized by law any items restricted by statute as to the amount lawfully expendable therefor; (3) supplemented such estimate, after appropriate action, by an estimate of needs prepared by this Excise Board to make provision for mandatory functions based upon statistics authoritatively submitted; (4) computed the total means available to each fund in the manner provided, applying the Governing Board's estimate of revenue to be derived from surplus tax of the immediately preceding year and from sources other than ad valorem tax, or reduced such estimate to not less than the lawfully authorized ratio of the several sums realized from such sources during the preceding fiscal year or to such lesser sum as may reasonably be anticipated under altered law or circumstance and using for such determination the basic collections of the preceding year and the ratios on which distribution or apportionment must be made during the ensuing or current year.

To the several and specific purposes of the estimated needs as certified, we have and do hereby appropriate the surplus balances of cash on hand of the prior year, estimates of income from sources other than ad valorem taxation within the limitation fixed by law, and the proceeds of ad valorem tax levy within the number of mills authorized, either by apportionment by the Legislature, allocation by the excise board or by legal election, all of which appropriations are made in so far as the available surpluses, revenues, and levies will permit, except in that we have also provided that, after deducting items consisting of cash and the revenue from all sources other than the 2023 tax and the proceeds of the 2023 tax levy are in excess of the residue of such appropriations, by a sum included for delinquent tax, computed at 10.0% of such residue. And provided further, if said School District has been ascertained to be a well defined State Aid District, the local budget, as approved and appropriated for, has been applied wholly to its operating accounts.

We further certify that the amount required to be raised from tax, excluding Homesteads, for General Revenue Fund purposes as approved, requires a total ad valorem tax levy of 35.000 Mills. Said levy is within the statutory limit, and if in excess, is within the constitutional limit and has been authorized by a vote of the people of said district, as shown by certificate of the School Board to-wit:

To this District, with valuations shown below, the Excise Board allocated 5.000 Mills, plus 15.000 Mills authorized by the Constitution, plus an emergency levy of 5.000 Mills; plus local support levy of 10.000 Mills; for a total levy for the General Fund of 35.000 Mills.

We further certify that the amount required to be raised for building fund purposes as approved requires a tax levy of 5.000 Mills, and said levy has been certified as authorized by a vote of the people at an election held for that purpose. We further certify that Assessed Values used in computing Mill-vote levies have been applied as certified by the County Assessor.

We further certify that we have examined the within statements of account and estimated needs or requirements of the Governing Board of Liberty Public Schools, School District No. C-1 of said County and State, in relation to the Sinking Fund or Funds thereof, and after finding the same correct or having caused the same to be corrected pursuant to 68 O. S. 2001 Section 3009, have approved the requirements therefor to fulfill the conditions of Section 26 and 28 of Article 10, Oklahoma Constitution, and have made and certified a tax levy therefor to the extent of the excess of said total requirements over the total of items 2, 3, 6, and 12 of Exhibit Y and any other legal deduction, including a reserve of 10.0% for delinquent taxes.



CERTIFICATE OF EXCISE BOARD  
ESTIMATE OF NEEDS FOR 2023-2024

EXHIBIT "Y"					
County Excise Board's Appropriation of Income and Revenue	General Fund	Building Fund	Co-op Fund	Child Nutrition Fund	New Sinking Fund (Exc. Homesteads)
Appropriation Approved and Provision Made	\$ 5,301,416.20	\$ 783,161.60	\$ 0.00	\$ 0.00	\$ 0.00
Appropriation of Revenues:					
Excess of Assets Over Liabilities	\$ 1,006,454.93	\$ 728,205.45	\$ 0.00	\$ 0.00	\$ 0.00
Unclaimed Protest Tax Refunds	\$ 0.00	\$ 0.00	\$ 0.00	\$ 0.00	\$ 0.00
Miscellaneous Estimated Revenues	\$ 3,910,579.91	\$ 0.00	\$ 0.00	\$ 0.00	None
Est. Value of Surplus Tax in Process	\$ 0.00	\$ 0.00	\$ 0.00	\$ 0.00	None
Sinking Fund Contributions	\$ 0.00	\$ 0.00	\$ 0.00	\$ 0.00	\$ 0.00
Surplus Building Fund Cash	\$ 0.00	\$ 0.00	\$ 0.00	\$ 0.00	\$ 0.00
Total Other Than 2023 Tax	\$ 4,917,034.84	\$ 728,205.45	\$ 0.00	\$ 0.00	\$ 0.00
Balance Required	\$ 384,381.36	\$ 54,956.15	\$ 0.00	\$ 0.00	\$ 0.00
Add Allowance for Delinquency	\$ 38,438.14	\$ 5,495.61	\$ 0.00	\$ 0.00	\$ 0.00
Total Required for 2023 Tax	\$ 422,819.50	\$ 60,451.76	\$ 0.00	\$ 0.00	\$ 0.00
Rate of Levy Required and Certified	-----	-----	-----	-----	0.00 Mills

We further certify that the net assessed valuation of the Property, subject to ad valorem taxes, after the amount of all Homestead Exemptions have been deducted in the said School District as finally equalized and certified by the Board of Equalization for the current year 2023-2024 is as follows:

VALUATION AND LEVIES EXCLUDING HOMESTEADS				
County	Real	Personal	Public Service	Total
This County Sequoyah	\$ 10,688,482	\$ 369,876	\$ 369,196	\$ 11,427,554
Joint County	\$ 0	\$ 0	\$ 0	\$ 0
Joint County	\$ 0	\$ 0	\$ 0	\$ 0
Joint County	\$ 0	\$ 0	\$ 0	\$ 0
Joint County	\$ 0	\$ 0	\$ 0	\$ 0
Joint County	\$ 0	\$ 0	\$ 0	\$ 0
Joint County	\$ 0	\$ 0	\$ 0	\$ 0
Joint County	\$ 0	\$ 0	\$ 0	\$ 0
Joint County	\$ 0	\$ 0	\$ 0	\$ 0
Joint County	\$ 0	\$ 0	\$ 0	\$ 0
Joint County	\$ 0	\$ 0	\$ 0	\$ 0
Joint County	\$ 0	\$ 0	\$ 0	\$ 0
Joint County	\$ 0	\$ 0	\$ 0	\$ 0
Total Valuations, All Counties	\$ 10,688,482	\$ 369,876	\$ 369,196	\$ 11,427,554

The assessed valuations herein certified have been used in computing the rates of mill levies and the proceeds thereof appropriated as aforesaid; and that having ascertained as aforesaid, the aggregate amount to be raised by ad valorem taxation, be raised by ad valorem taxation, we thereupon made the above levies therefor as provided by law as follows:

CERTIFICATE OF EXCISE BOARD  
ESTIMATE OF NEEDS FOR 2023-2024

EXHIBIT "Y" Continued: Primary County And All Joint Counties			Levies Required and Certified: Valuation And Levies Excluding Homesteads			Total Required For 2023 Tax		
County	General Fund	Building Fund	Total Valuation	General	Building			
This County Sequoyah	37.00 Mills	5.29 Mills	\$ 11,427,554	\$ 422,820	\$ 60,452			
Joint Co.	0.00 Mills	0.00 Mills	\$ 0	\$ 0	\$ 0			
Joint Co.	0.00 Mills	0.00 Mills	\$ 0	\$ 0	\$ 0			
Joint Co.	0.00 Mills	0.00 Mills	\$ 0	\$ 0	\$ 0			
Joint Co.	0.00 Mills	0.00 Mills	\$ 0	\$ 0	\$ 0			
Joint Co.	0.00 Mills	0.00 Mills	\$ 0	\$ 0	\$ 0			
Joint Co.	0.00 Mills	0.00 Mills	\$ 0	\$ 0	\$ 0			
Joint Co.	0.00 Mills	0.00 Mills	\$ 0	\$ 0	\$ 0			
Joint Co.	0.00 Mills	0.00 Mills	\$ 0	\$ 0	\$ 0			
Joint Co.	0.00 Mills	0.00 Mills	\$ 0	\$ 0	\$ 0			
Joint Co.	0.00 Mills	0.00 Mills	\$ 0	\$ 0	\$ 0			
Joint Co.	0.00 Mills	0.00 Mills	\$ 0	\$ 0	\$ 0			
Joint Co.	0.00 Mills	0.00 Mills	\$ 0	\$ 0	\$ 0			
Totals			\$ 11,427,554	\$ 422,820	\$ 60,452			

Sinking Fund: 0.00 Mills

We do hereby order the above levies to be certified forthwith by the Secretary of this Board to the County Assessor of said County, in order that the County Assessor may immediately extend said levies upon the Tax Rolls for the year 2023 without regard to any protest that may be filed against any levies, as required by 68 O. S. 2001, Section 2869.

Signed at Sallisaw, Oklahoma, this 2nd day of October, 2023

Alfred L. Luchins  
Excise Board Member  
Doug Ford  
Excise Board Member

Jeff Travis  
Excise Board Chairman  
Julie Haywood  
Excise Board Secretary

Joint School District Levy Certification for Liberty Public Schools C-1

Career Tech District Number 04 :

General Fund

Building Fund

8.28  
2.07

State of Oklahoma )

) ss

County of Sequoyah )

I, Julie Haywood, Sequoyah County Clerk, do hereby certify that the above levies are true and correct for the taxable year 2023.

Witness my hand and seal, on October 2nd, 2023.

Julie Haywood  
Sequoyah County Clerk



ALL FUND ACCOUNTS COVERING THE PERIOD JULY 1, 2022 TO JUNE 30, 2023  
STATISTICAL DATA FOR 2023-2024

EXHIBIT "Z"

**Schedule I: SUMMARY RECAPITULATION OF SCHOOL COSTS FOR THE FISCAL YEAR ENDING JUNE 30, 2023, AND  
APPORTIONMENT THEREOF**

CLASSIFICATION	ACCUMULATION OF EXPENDITURES AND UNLIQUIDATED COMMITMENTS TO DETERMINE PER CAPITA COSTS					
Expenditures and Reserves	GENERAL REVENUE FUND	CHILD NUTRITION FUND	BUILDING FUND	SINKING FUND	SPECIAL REVENUE FUNDS	CAPITAL PROJECT FUNDS
Current Exp. - Educational	\$ 3,418,235.41	\$ 0.00	\$ 201,811.75	\$ 0.00	\$ 0.00	\$ 0.00
Current Exp. - Transportation	\$ 156,572.25	\$ 0.00	\$ 0.00	\$ 0.00	\$ 0.00	\$ 0.00
Current Res. - Educational	\$ 15,617.78	\$ 0.00	\$ 1,287.00	\$ 0.00	\$ 0.00	\$ 0.00
Current Res. - Transportation	\$ 117,767.00	\$ 0.00	\$ 0.00	\$ 0.00	\$ 0.00	\$ 0.00
Capital Exp. - Educational	\$ 0.00	\$ 0.00	\$ 0.00	\$ 0.00	\$ 0.00	\$ 0.00
Capital Exp. - Transportation	\$ 0.00	\$ 0.00	\$ 0.00	\$ 0.00	\$ 0.00	\$ 0.00
Capital Res. - Educational	\$ 0.00	\$ 0.00	\$ 0.00	\$ 0.00	\$ 0.00	\$ 0.00
Capital Res. - Transportation	\$ 0.00	\$ 0.00	\$ 0.00	\$ 0.00	\$ 0.00	\$ 0.00
Interest Paid and Reserved	\$ 0.00	\$ 0.00	\$ 0.00	\$ 0.00	\$ 0.00	\$ 0.00
TOTALS	\$ 3,708,192.44	\$ 0.00	\$ 203,098.75	\$ 0.00	\$ 0.00	\$ 0.00
Enumeration		0.00	Average Daily Attendance		0.00	Average Daily Haul
						0.00

Expenditures and Reserves	ENTERPRISE FUNDS	ACTIVITY FUNDS	EXPENDABLE TRUST FUNDS	NON-EXPENDABLE TRUST FUNDS	INTERNAL SERVICE FUNDS
Current Expenditures - Educational	\$ 0.00	\$ 0.00	\$ 0.00	\$ 0.00	\$ 0.00
Current Expenditures - Transportation	\$ 0.00	\$ 0.00	\$ 0.00	\$ 0.00	\$ 0.00
Current Reserves - Educational	\$ 0.00	\$ 0.00	\$ 0.00	\$ 0.00	\$ 0.00
Current Reserves - Transportation	\$ 0.00	\$ 0.00	\$ 0.00	\$ 0.00	\$ 0.00
Capital Expenditures - Educational	\$ 0.00	\$ 0.00	\$ 0.00	\$ 0.00	\$ 0.00
Capital Expenditures - Transportation	\$ 0.00	\$ 0.00	\$ 0.00	\$ 0.00	\$ 0.00
Capital Reserves - Educational	\$ 0.00	\$ 0.00	\$ 0.00	\$ 0.00	\$ 0.00
Capital Reserves - Transportation	\$ 0.00	\$ 0.00	\$ 0.00	\$ 0.00	\$ 0.00
Interest Paid and Reserved	\$ 0.00	\$ 0.00	\$ 0.00	\$ 0.00	\$ 0.00
TOTALS	\$ 0.00	\$ 0.00	\$ 0.00	\$ 0.00	\$ 0.00
Per Capita Cost for:					
Education	\$ 0.00	Transportation			\$ 0.00

Expenditures and Reserves	TOTAL OF ALL APPLICABLE COSTS 2022-2023	OPERATION COSTS ONLY	TRANSPORTATION COSTS ONLY
Current Expenditures - Educational	\$ 3,620,047.16	\$ 3,620,047.16	\$ 0.00
Current Expenditures - Transportation	\$ 156,572.25	\$ 0.00	\$ 156,572.25
Current Reserves - Educational	\$ 16,904.78	\$ 16,904.78	\$ 0.00
Current Reserves - Transportation	\$ 117,767.00	\$ 0.00	\$ 117,767.00
Capital Expenditures - Educational	\$ 0.00	\$ 0.00	\$ 0.00
Capital Expenditures - Transportation	\$ 0.00	\$ 0.00	\$ 0.00
Capital Reserves - Educational	\$ 0.00	\$ 0.00	\$ 0.00
Capital Reserves - Transportation	\$ 0.00	\$ 0.00	\$ 0.00
Interest Paid and Reserved	\$ 0.00	\$ 0.00	\$ 0.00
<b>TOTALS</b>	<b>\$ 3,911,291.19</b>	<b>\$ 3,636,951.94</b>	<b>\$ 274,339.25</b>